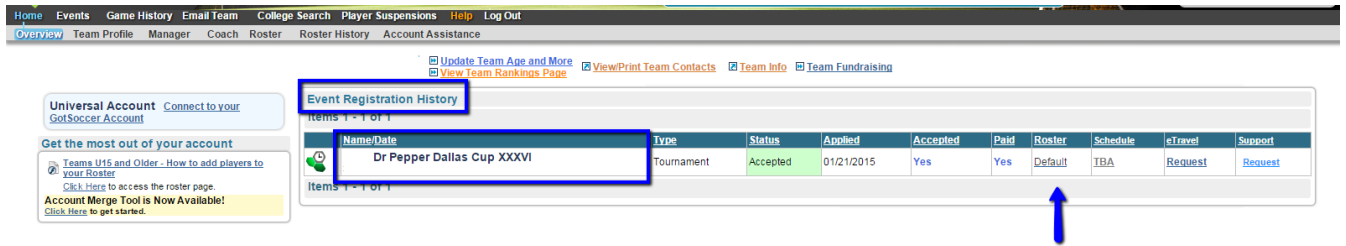


Club Pass Player Instructions (CPP come from the same club)

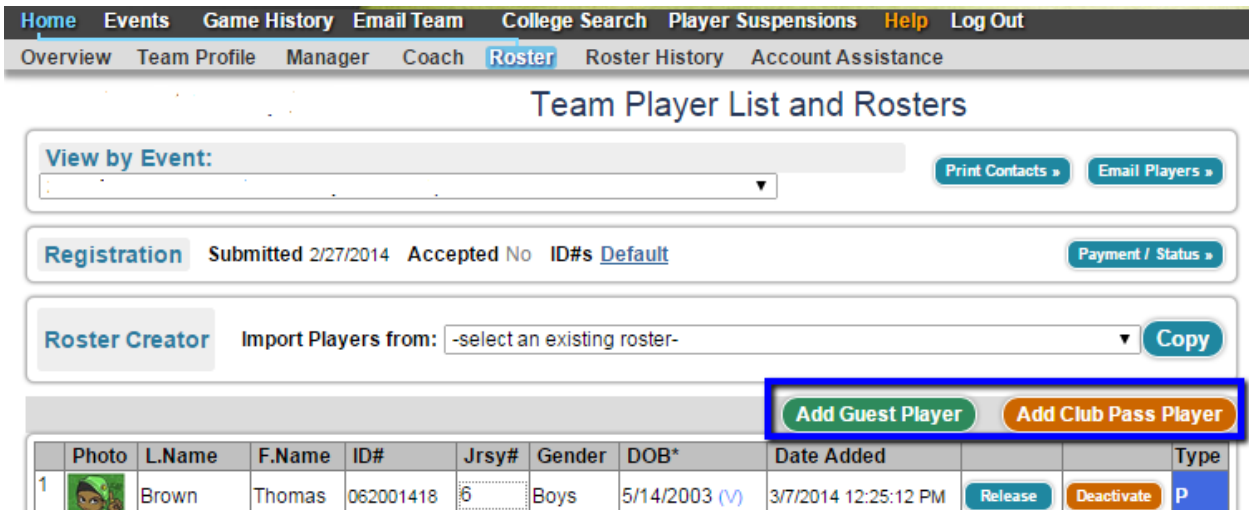
1. Login to team **“Gotsoccer Account”**
2. Locate **“Dallas Cup Event”** under **Event Registration History**
3. Click on **“Default”** under the **“Roster Column”**

Fig 1



4. Click on **“Add Club Pass Player”**

Fig 2



5. A Box will drop down
6. Type in **“Required Information”**

7. Click **“Search Button”**
8. Add **“Player”** to Event Roster
9. Change **“Jersey Number”** if needed (Duplicate Jersey #s not allowed)

Fig 3

Home Events Game History Email Team College Search Player Suspensions Help Log Out

Overview Team Profile Manager Coach **Roster** Roster History Account Assistance

View by Event:

Registration Submitted 2/27/2014 Accepted No ID#s [Default](#)


Roster Creator Import Players from:

Search for Guest Player

Boys L.Name F.Name ID#

Level

Enter the player first & last name or ID number to search.

	Photo	L.Name	F.Name	ID#	Jrsy#	Gender	DOB*	Date Added			Type
1		Brown	Thomas	062001418	6	Boys	5/14/2003 (v)	3/7/2014 12:25:12 PM	<input type="button" value="Release"/>	<input type="button" value="Deactivate"/>	P